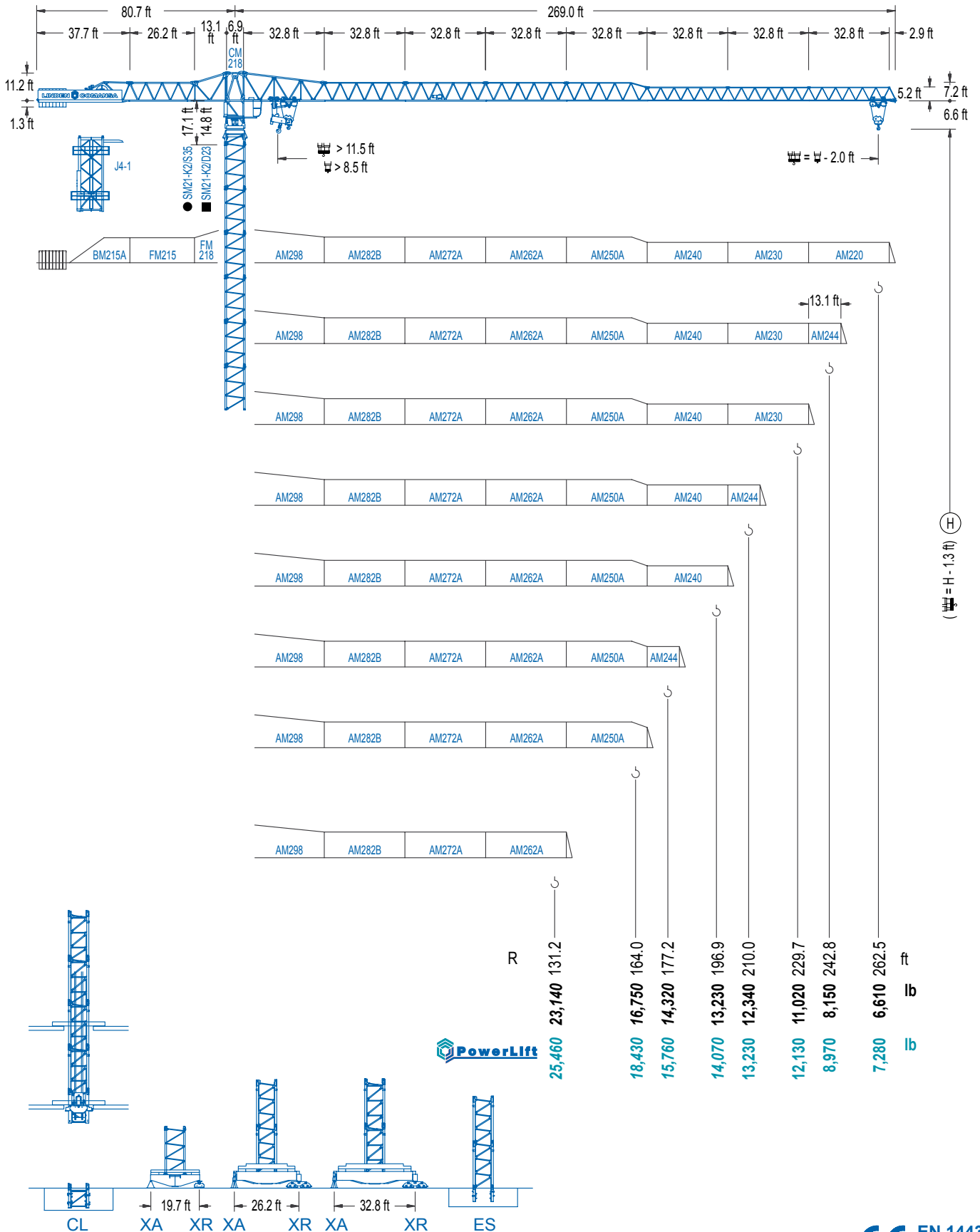


LC 2100

21 LC 400

26,450 lb



LC 2100

(H = H - 13 ft)

PowerLift

DIAGRAMA DE CARGAS

Load chart / Diagramme de charges / Lastdiagramm / Diagramma di carico / Диаграмма распределения нагрузки

R (ft)	↑						↓								
262.5	77.4 26,450	82.0 24,720	98.4 19,940	111.5 17,160	121.4 15,480	137.8 13,230	144.0 13,230	164.0 11,430	177.2 10,470	196.9 9,280	210.0 8,600	229.7 7,740	242.8 7,260	262.5 6,610	ft lb
242.8		84.3 26,450	98.4 22,040	111.5 19,000	121.4 17,170	131.2 15,610	150.3 13,230	158.8 13,230	177.2 11,700	196.9 10,380	210.0 9,640	229.7 8,690	242.8 8,150	ft lb	
229.7			101.7 26,450	111.5 23,730	121.4 21,500	131.2 19,620	144.4 17,510	164.0 15,010	181.8 13,230	195.2 13,230	210.0 12,190	229.7 11,020	ft lb		
210.0			102.0 26,450	111.5 23,880	121.4 21,640	131.2 19,750	144.4 17,630	164.0 15,110	182.7 13,230	197.5 13,230	210.0 12,340	ft lb			
196.9			105.6 26,450	111.5 24,830	121.4 22,510	131.2 20,560	144.4 18,380	164.0 15,770	189.0 13,230	196.9 13,230	ft lb				
177.2			104.0 26,450	111.5 24,430	121.4 22,150	131.2 20,220	144.4 18,070	164.0 15,500	175.2 14,320	ft lb					
164.0			109.6 26,450	111.5 25,900	121.4 23,500	131.2 21,470	144.4 19,200	162.1 16,750	ft lb						
131.2				114.8 26,450	121.4 24,840	129.3 23,140	ft lb								

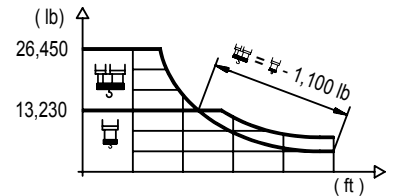
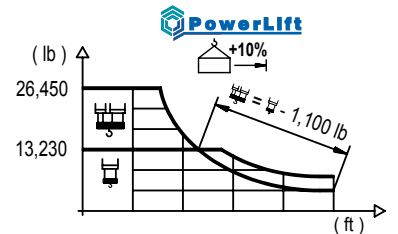


DIAGRAMA DE CARGAS POWERLIFT

Load chart PowerLift / Diagramme de charges PowerLift / Lastdiagramm PowerLift / Diagramma di carico PowerLift / Диаграмма распределения нагрузки PowerLift

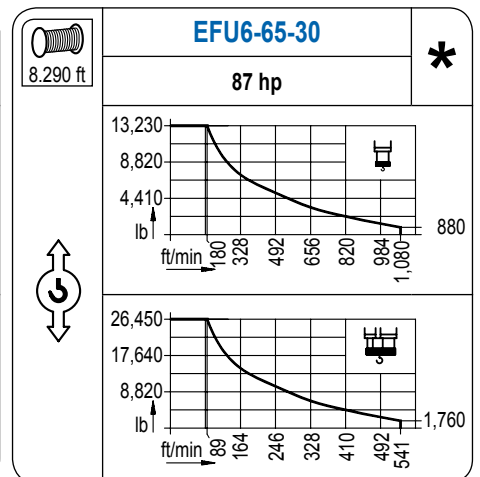
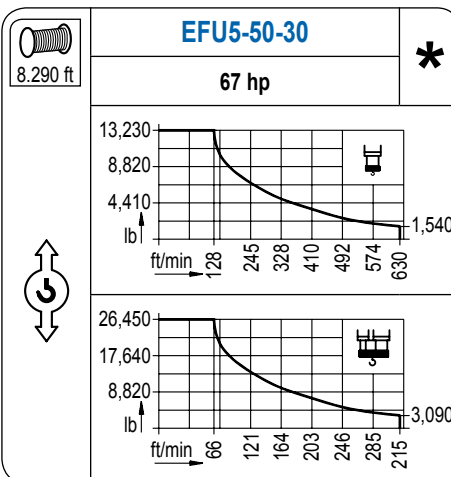
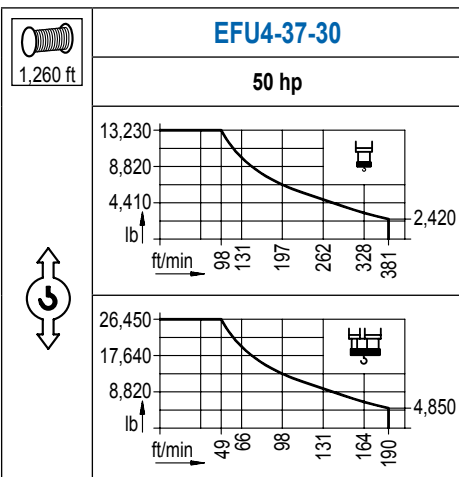
R (ft)	↑						↓							
262.5	82.3 26,450	91.9 23,230	98.4 21,420	111.5 18,470	131.2 15,160	146.7 13,230	155.8 13,230	177.2 11,460	196.9 10,160	210.0 9,430	229.7 8,500	242.8 7,980	262.5 7,270	ft lb
242.8		89.9 26,450	98.4 23,800	111.5 20,540	131.2 16,930	160.4 13,230	172.2 13,230	177.2 12,830	196.9 11,390	210.0 10,600	229.7 9,560	242.8 8,970	ft lb	
229.7				109.3 26,450	131.2 21,360	144.4 19,090	164.0 16,400	177.2 14,920	195.5 13,230	212.6 13,230	229.7 12,120	ft lb		
210.0				109.9 26,450	131.2 21,560	144.4 19,260	164.0 16,530	177.2 15,070	196.9 13,230	210.0 13,230	ft lb			
196.9				114.2 26,450	131.2 22,530	144.4 20,150	164.0 17,320	177.2 15,780	194.7 14,060	ft lb				
177.2				112.5 26,450	131.2 22,170	144.4 19,840	164.0 17,040	175.0 15,760	ft lb					
164.0				112.2 26,450	131.2 23,560	144.4 21,090	161.9 18,430	ft lb						
131.2				111.5 26,450	129.1 25,460	ft lb								



LC 2100

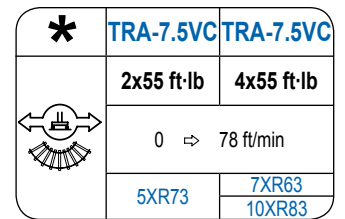
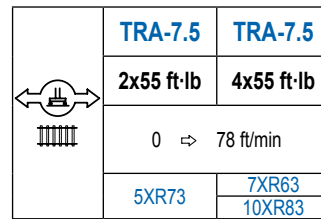
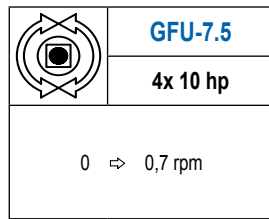
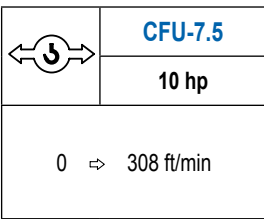
MECANISMOS

Mechanisms / Mécanismes / Antriebe / Meccanismi / Механизмы



MECANISMOS

Mechanisms / Mécanismes / Antriebe / Meccanismi / Механизмы



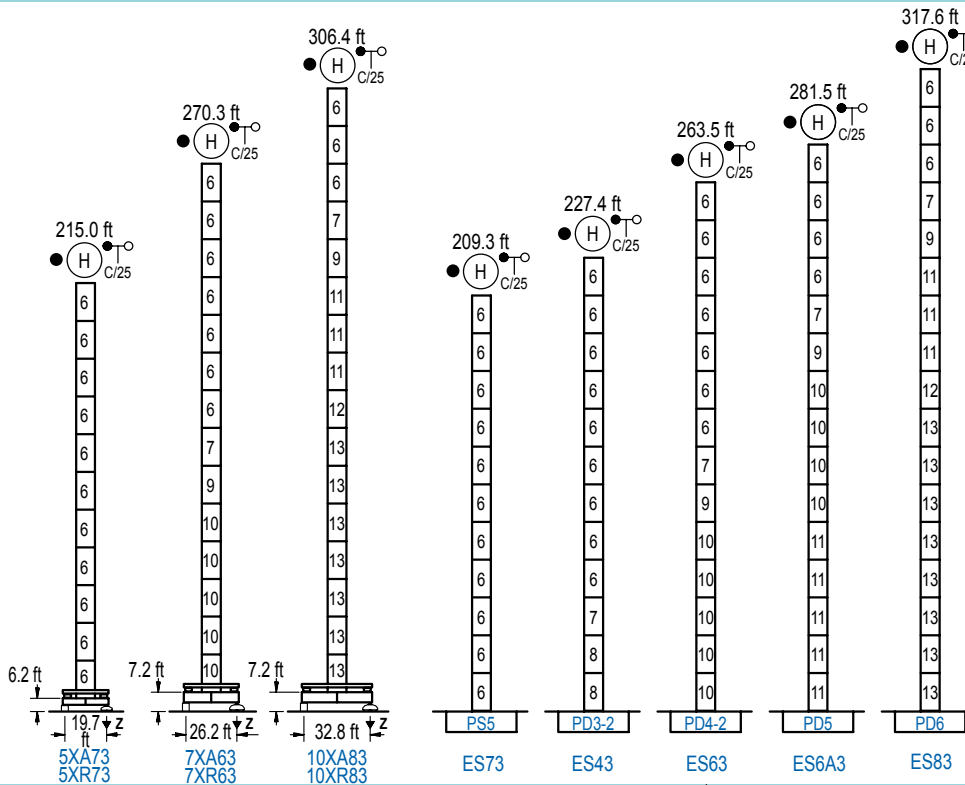
POTENCIA / POWER / PUISSANCE / LEISTUNG / POTENZA / МОЩНОСТЬ				Tensión de alimentación / Operating voltage / Tension de service / Betriebsspannung / Tensione di alimentazione / Напряжение источника питания	Generador / Generator / Générateur / Generator / Generatore / Генератор
Elevación / Hoist / Levage / Hub / Sollevamento / Тип механизма (подъем)	Carro / Trolley / Chariot / Laufkatze / Carrello / Грузовая тележка	Giro / Slewing / Rotation / Drehbewegung / Rotazione / Поворот	Traslación / Travel / Translation / Verfahrbewegung / Traslazione / Ход		
EFU4-37-30	CFU-7.5	(4x) GFU-7.5	(2x) TRA-7.5	480 V	140 kVA
EFU5-50-30			(4x) TRA-7.5	3ph	170 kVA
EFU6-65-30			(4x) TRA-7.5	60 Hz	195 kVA

Optional / Optional / En option / Kaufoption / Opzionale / Опционально

ALTURAS BAJO GANCHO

Heights under hook / Hauteurs sous crochet / Hakenhöhen / Altezza sotto gancio / Высота под крюком

∅ 8.2 ft



n°	Ref.	∅	h
6	S35	8.2	18.0
7	TD33A	8.2	18.0
8	D33	8.2	18.0
9	TD34	8.2	18.0
10	D34	8.2	18.0
11	D35	8.2	18.0
12	TD36B	8.2	18.0
13	D36	8.2	18.0

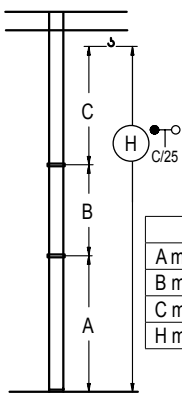
Z máx.	En servicio / In operation / En service / In Betrieb / In servizio / При работе	5XR73... 284 kip 7XR63... 267 kip 10XR83... 276 kip
	Fuera de servicio / Out of service / Hors service / Ausser Betrieb / Fuori servizio / В стационарном состоянии	5XR73... 324 kip 7XR63... 417 kip 10XR83... 467 kip

GRÚA ARRIOSTRADA

Braced crane / Grue à entretoisement / Abgespannter Kran / Gru ancorata / Нарастиваемый кран

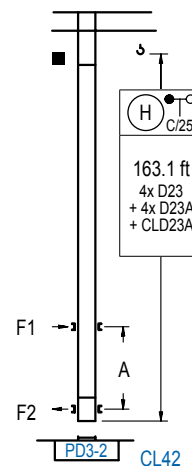
GRÚA TREPADORA

Internal climbing crane / Grue avec cage de télescopage intérieure / Kran mit klettern im Gebäude / Gru in rampante in cavedio / Монтажная кльть



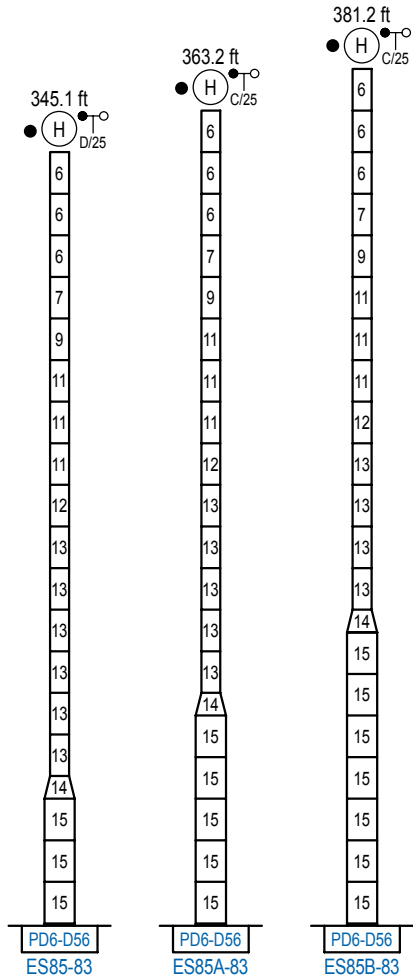
	5XA73	7XA63	10XA83
A max	168.6	223.8	259.8
B max	- 108.3	- 108.3	- 108.3
C max	154.9 154.9	154.9 154.9	154.9 154.9
H max	323.5 431.8	378.6 486.9	414.7 523.0

	ES73	ES43	ES63	ES6A3	ES83
A max	162.7	180.8	216.9	234.9	271.0
B max	- 108.3	- 108.3	- 108.3	- 108.3	- 108.3
C max	154.9 154.9	154.9 154.9	154.9 154.9	154.9 154.9	154.9 154.9
H max	317.6 425.9	335.6 443.9	371.7 480.0	389.8 498.0	425.9 534.1



n°	Ref.	∅	h
3	D23	6.6	18.0
4	D23A	6.6	18.0
18	CLD23A	6.6	10.2

Otras zonas de viento, alturas superiores, arriostramientos o trepado interno consultar / Other wind zones, additional hook heights, tie frames or internal climbing on request / Autres zones de vent, des hauteurs supplémentaires, entretoisements ou grues avec cage de télescopage intérieure, sur demande / Andere Windzonen, weitere Hakenhöhen, Abspannungen zum Gebäude oder Klettern im Gebäude auf Anfrage / Per zone con velocità del vento particolari, altezze superiori, ancoraggi o rampante in cavedio, consultare il fabbricante / При других ветренных зонах, при большой высоте, привязках к зданию или наращивании крана внутри здания проконсультируйтесь с нами



n°	Ref.	∅	h
6	S35	8.2	18.0
7	TD33A	8.2	18.0
8	D33	8.2	18.0
9	TD34	8.2	18.0
10	D34	8.2	18.0
11	D35	8.2	18.0
12	TD36B	8.2	18.0
13	D36	8.2	18.0
14	TD56D36	13.1	9.8
15	D56	13.1	18.0

Otras zonas de viento o alturas superiores consultar / Other wind zones or additional hook heights on request / Autres zones de vent ou des hauteurs supplémentaires sur demande / Andere Windzonen oder weitere Hakenhöhen auf Anfrage / Per zone con velocità del vento particolari o altezze superiori consultare il fabbricante / При других ветренных зонах о при большой высоте проконсультируйтесь с нами

LC 2100



Construcciones Metálicas COMANSA S. A.

Tel.: (34) 948 335 020 / Fax: (34) 948 330 810 / e-mail: info@comansa.com
 Polígono Urbizkain E-31620 HUARTE-PAMPLONA.- SPAIN

DS.1308.10.IA 12/13 21LC400/26,450 lb